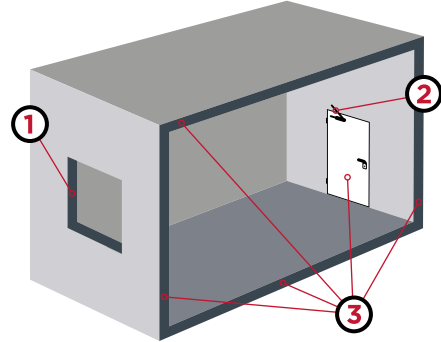


WHAT TO DO IF THERE IS A FIRE IN YOUR BUILDING



- 1 Fire resisting cavity barriers around windows
- 2 Self closing device (various kinds)
- 3 Fire resisting door, walls and floors

STAY PUT, STAY SAFE

Most high rise domestic buildings are built with the principle of 'stay put' in mind. This means that flats will be designed to resist the spread of fire. Because of this, a fire is not likely to spread from one flat to another.

If there is a fire in your building - but not in your flat - you should stay in your home and keep the front door closed **unless**:

- you are directly affected by heat, smoke or fire
- or the Fire and Rescue Service or Police tells you to get out

If you have any questions, you should speak to the person responsible for fire safety in your building.

IF YOU ARE TRAPPED

It is rare for people to be trapped by fire. If you are:

- Go to a 'safe room' which should have a window and a phone and gather everyone there.
- Call the Fire and Rescue Service and pack bedding or towels around the door to keep out smoke.
- Open the window to breathe clean air and try attracting attention by waving a sheet if it is safe to do so.

FOR MORE ADVICE



Visit www.firescotland.gov.uk, or talk to your local firefighters. You'll find contact details on our website, in your local library and in the phone book.

TO BOOK A FREE HOME SAFETY VISIT
Call **0800 0731 999**, Text 'FIRE' to 80800
or visit www.firescotland.gov.uk



IN AN EMERGENCY CALL 999



USE AND KEEP THIS LEAFLET



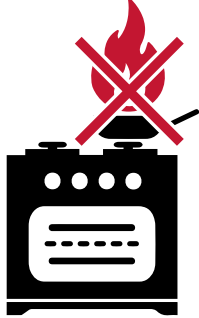


Make sure everyone in your home is clear on these actions. Put it somewhere handy to remind you - pinned to the wall or the fridge door.

Keeping yourself and others safe from fire in your high rise building



ACTIONS TO STOP FIRES HAPPENING



AT HOME

IN THE KITCHEN

- Never leave cooking unattended - keep an eye on your cooker when it is on.
- Deep fat fryers or oven chips are much safer than using open chip pans.
- If you use a chip pan do not fill it up too much (no more than 1/3 full).

SMOKING

- Make sure cigarettes are put out properly in a sturdy ashtray.
- Don't smoke in a chair if you have been drinking alcohol or feel sleepy.
- Do not smoke when sleepy or in bed.
- Keep lighters and matches away from children.

ELECTRICS

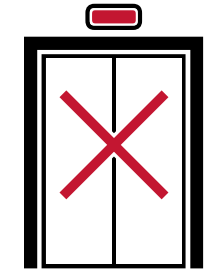
- Do not overload sockets by plugging in too many electrical appliances.
- Turn electrical appliances off at the wall, this is safer than leaving them on standby.
- Don't leave appliances on when sleeping or out of the house - this includes washing machines, dishwashers and tumble dryers.

COMMON AREAS

STAIRS, HALLS AND CORRIDORS

- Make sure stairs, landings and corridors are clear for escape. Remove bikes, prams and other objects that could get in the way.
- If you have arranged for items to be taken away, do not leave these in common areas.
- Make sure all rubbish is disposed of properly using the communal bins provided.
- If you have questions about common areas, contact the person that manages your building.

PREPARE FOR ESCAPE AND GET EARLY WARNING



AT HOME

- Close all doors when you go to bed - especially the doors to the lounge and kitchen.
- Plan an escape route out of your home and keep it clear so you can leave quickly if you have to.
- Make sure everyone knows the escape plan.
- Make sure you've got working smoke and heat alarms, and test them weekly.

IF YOU HAVE TO LEAVE

- Get out as quickly as you can, closing doors behind you to stop smoke and fire spread.
- Use the stairs to get down to the ground floor - never take the lift.
- Once you get out, call the Fire and Rescue Service and stay out.

TO RAISE THE ALARM

If the fire is where you are - in your home or in a common area - leave the building immediately if it is safe to do so and **call the Fire and Rescue Service on 999**. Tell other residents if you can, but don't put yourself at risk.