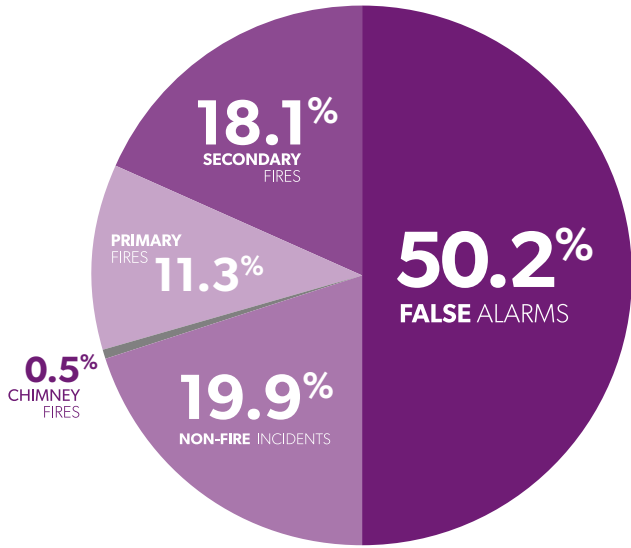


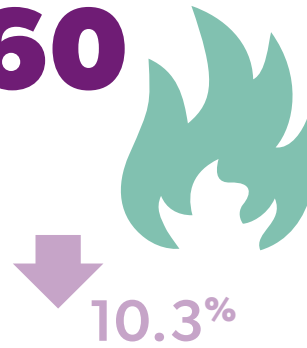
INCIDENT STATISTICS STATISTICAL HIGHLIGHTS 2023-24

TYPES OF INCIDENTS ATTENDED



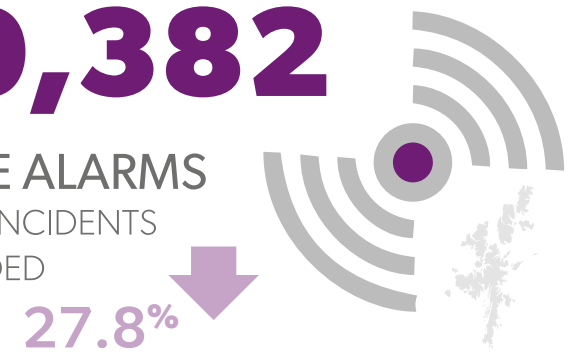
24,060

TOTAL NUMBER
OF FIRES
ATTENDED



40,382

FALSE ALARMS
OF ALL INCIDENTS
ATTENDED



42

FATAL CASUALTIES
FROM FIRES IN SCOTLAND

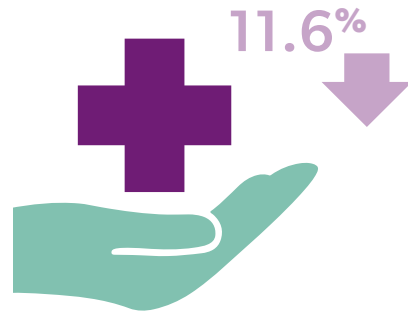


FIRE FATALITY RATE
IN SCOTLAND IS

7.7
PER MILLION
POPULATION
(10 YEAR AVERAGE)

815

NON-FATAL
FIRE CASUALTIES



16,046

NON-FIRE INCIDENTS

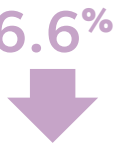


TOTAL NUMBER OF
INCIDENTS ATTENDED

80,488



9,130



SECONDARY FIRES

14,532

